

UNITED INTERNET AG

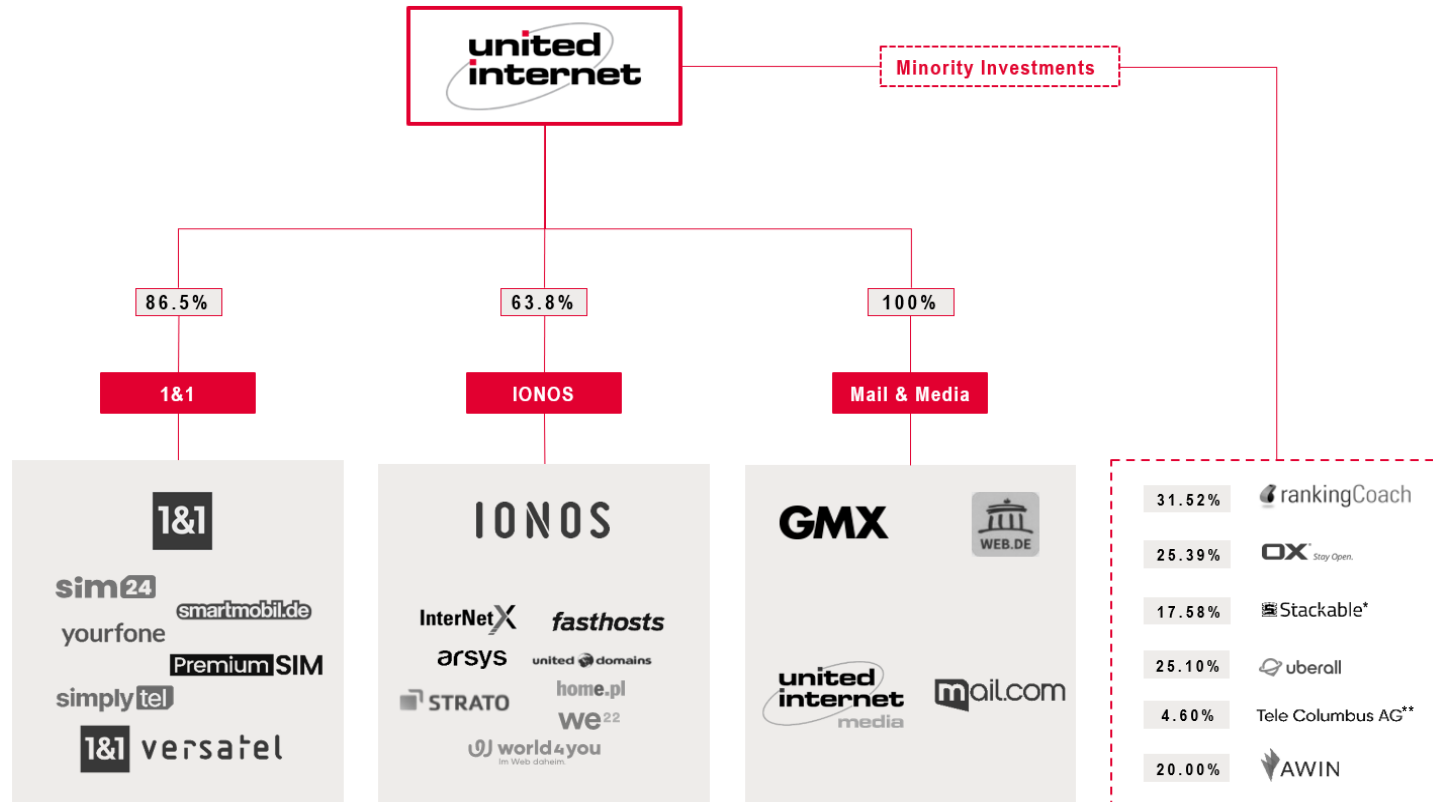
Analyst and Investor

Webcast – 3M Results 2026

**Montabaur,
May 12, 2026**



NEW REPORTING STRUCTURE OF UNITED INTERNET AS OF Q1 2026



- Going forward the former segments "Consumer Access" (1&1) and "Business Access" (1&1 Versatel) will be reported on a consolidated basis – the 1&1 AG
- The former segments "Business Applications" and "Consumer Applications" are renamed to "IONOS" and "Mail & Media" respectively

* Held indirectly through 63.84 % stake in IONOS

** Held indirectly through 4.71 % stake in Kublai

KPIs 3M 2026

- 30.1 million customer contracts: + 380,000 in the first 3 months 2026

Revenues and earnings figures (in € million)	3M 2025 ⁽¹⁾	3M 2026 ⁽¹⁾	Change
Revenues ⁽²⁾	1,514.1	1,551.9	+ 2.5%
EBITDA ⁽²⁾	324.0	331.9	+ 2.4%
EBIT ⁽²⁾	144.4	166.9	+ 15.6%
EPS ⁽²⁾ (in €)	0.25	0.36	+ 44.0%

- EBIT⁽²⁾ operative 3M 2026 impacted additionally by:
 - Increase in amortization of intangible assets and depreciation of PPE which was more than offset by a significant decrease in PPA (purchase price allocation) depreciation
- EPS⁽²⁾ increase due to improved EBIT and lower tax expenses

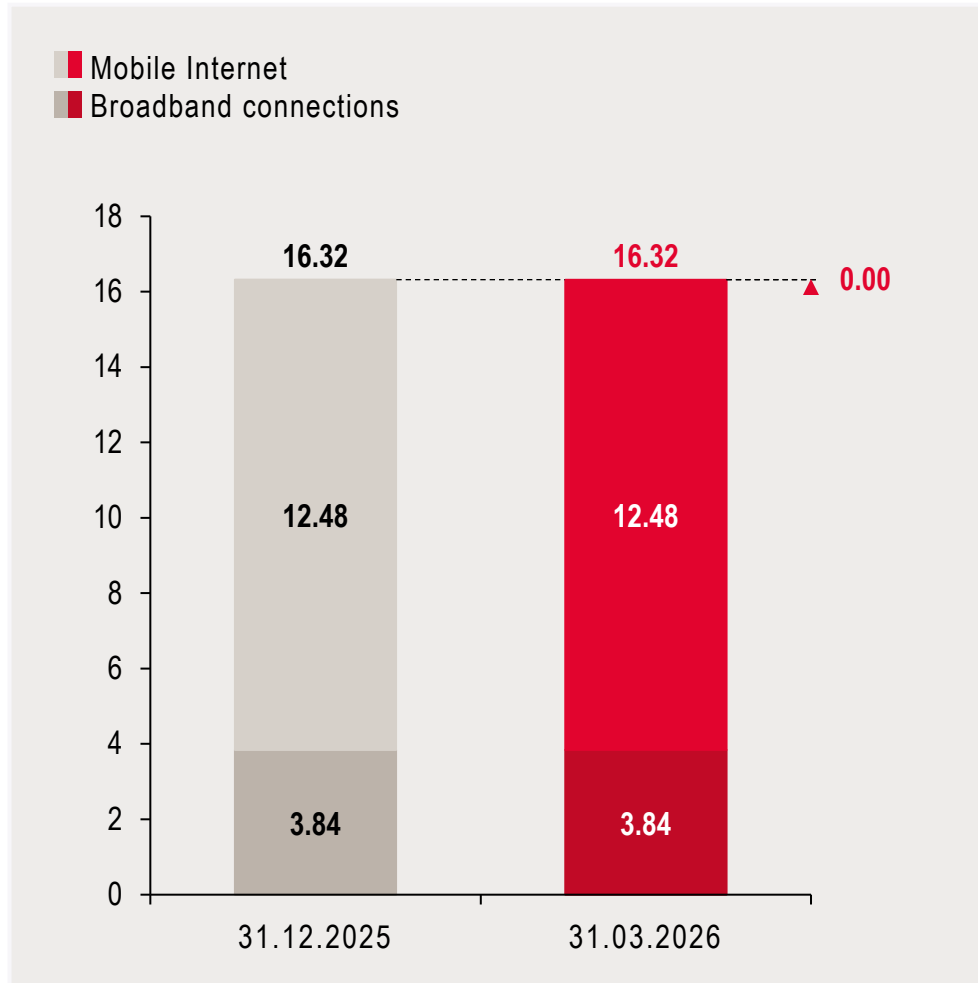
⁽¹⁾ Sedo carried in accordance with IFRS 5 as discontinued operation as of September 30, 2025; prior quarter adjusted

⁽²⁾ w/o revenue contribution (2025: € 5.9m) and earnings contributions (2025: EBITDA € + 0.2m; 2025: EBIT € + 0.2m; 2025: EPS € - 0.01) from "Energy"

1&1

1&1: CONTRACTS

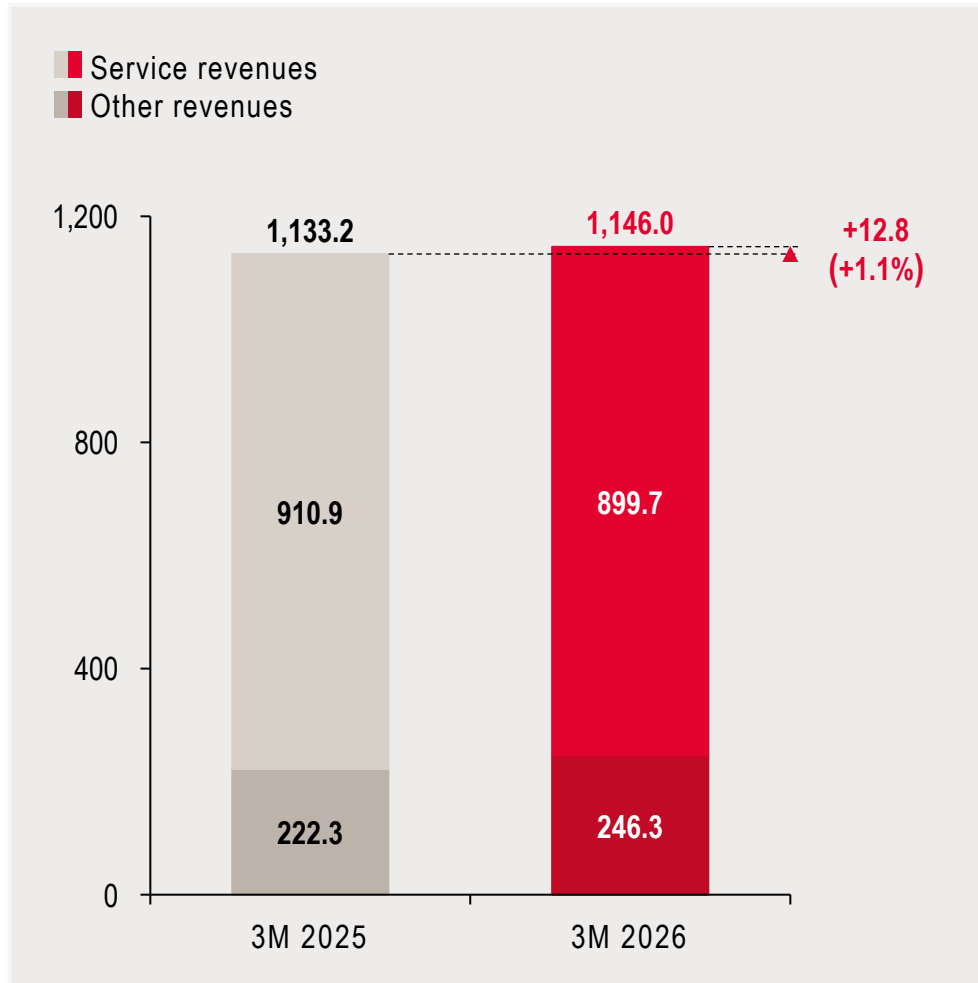
(in million)



- 16.32 million customer contracts (unchanged)
 - 12.48 million mobile internet contracts (unchanged)
 - 3.84 million broadband connections (unchanged)

1&1: REVENUES

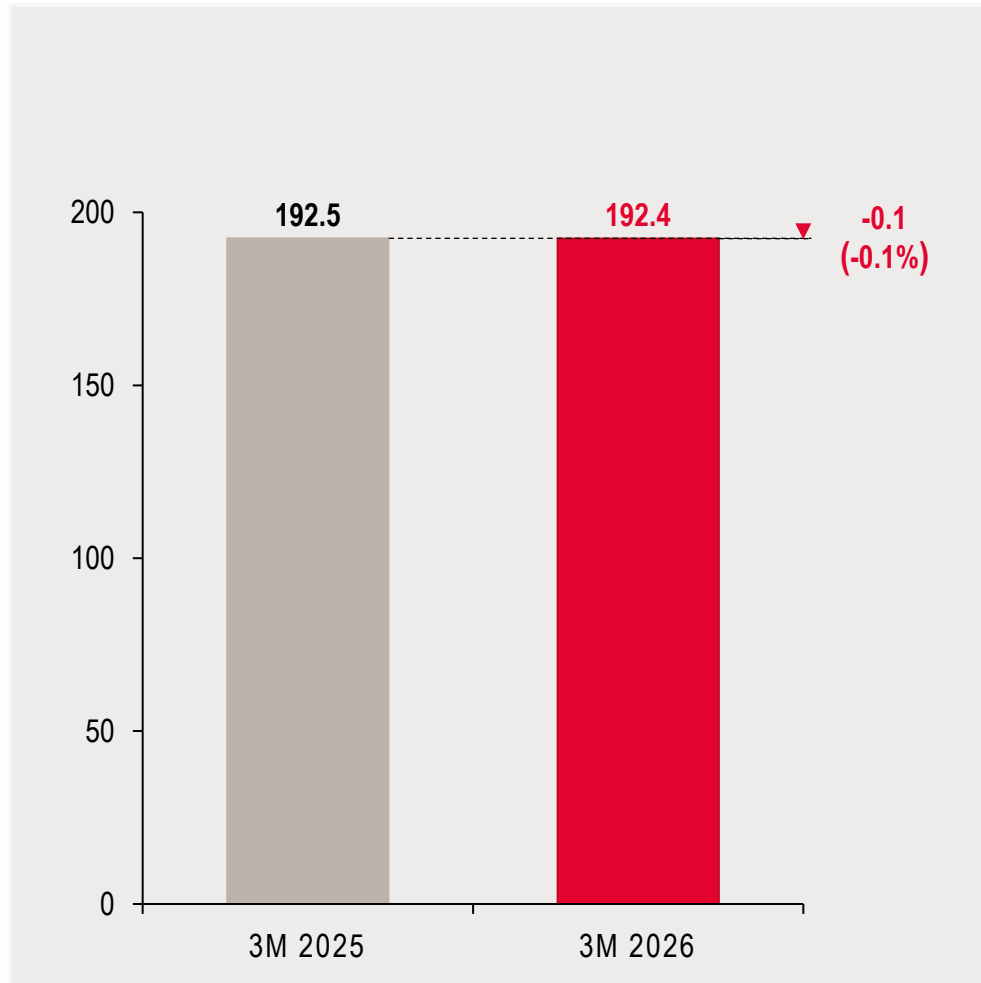
(acc. to IFRS in € million)



- + 1.1% revenues to € 1,146.0 million
 - - 1.2% service revenues to € 899.7 million
 - + 10.8% other revenues (in particular low-margin smartphones) to € 246.3 million

1&1: EBITDA

(acc. to IFRS in € million)

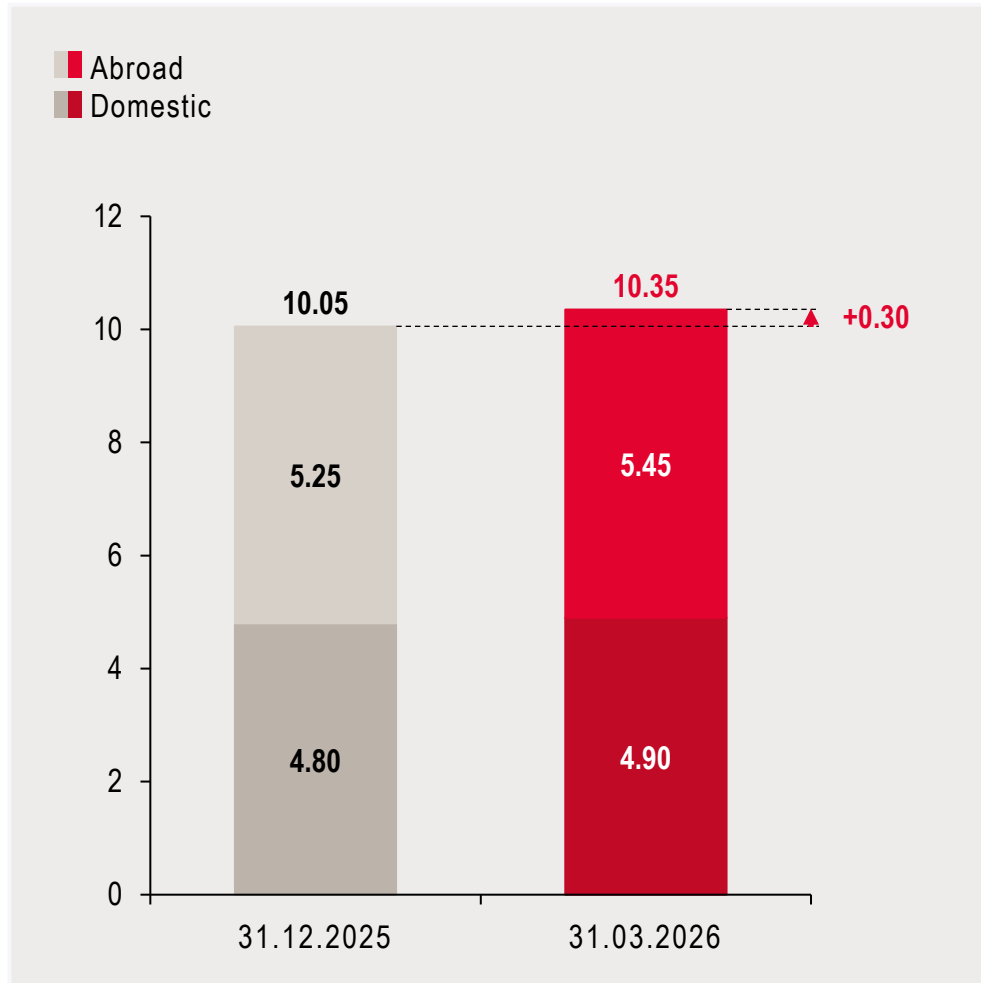


- - 0.1% EBITDA to € 192.4 million
- 16.8% EBITDA margin (prior year: 17.0%)

IONOS

IONOS: CONTRACTS

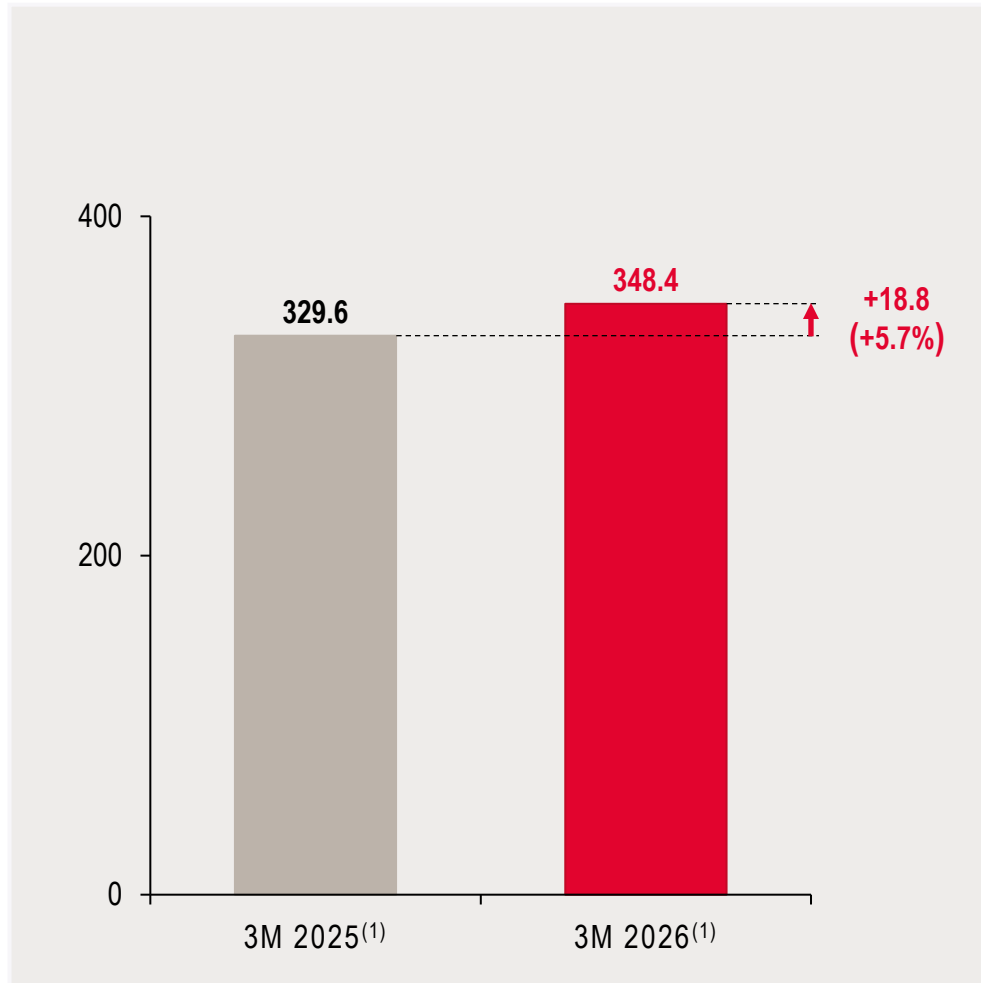
(in million)



- 10.35 million customer contracts (+ 300,000)
 - 5.45 million abroad (+ 200,000)
 - 4.90 million domestic (+ 100,000)

IONOS: REVENUES

(acc. to IFRS in € million)

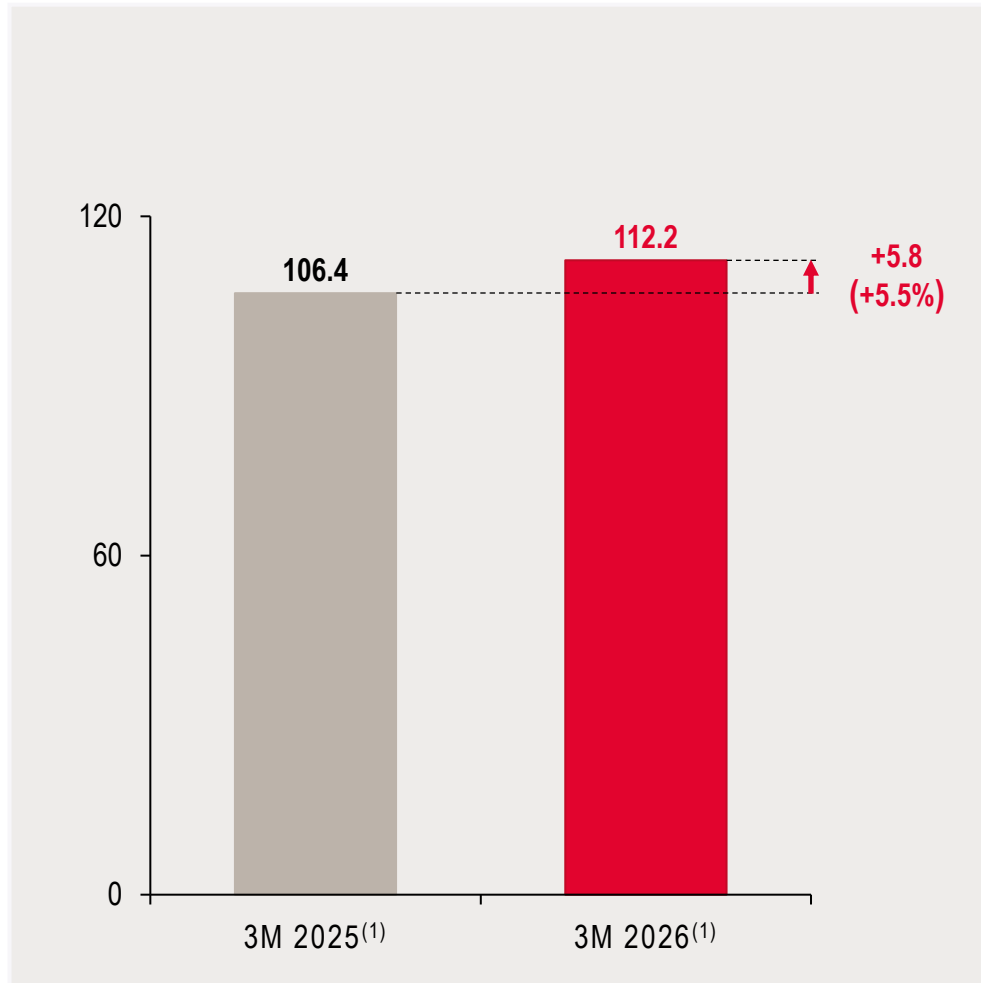


- + 5.7% revenues to € 348.4 million (+ 7.6% excl. FX effect)
- Customer growth
- Increased up- and cross-selling

⁽¹⁾ Sedo carried in accordance with IFRS 5 as discontinued operation as of September 30, 2025; prior quarter adjusted

IONOS: EBITDA

(acc. to IFRS in € million)



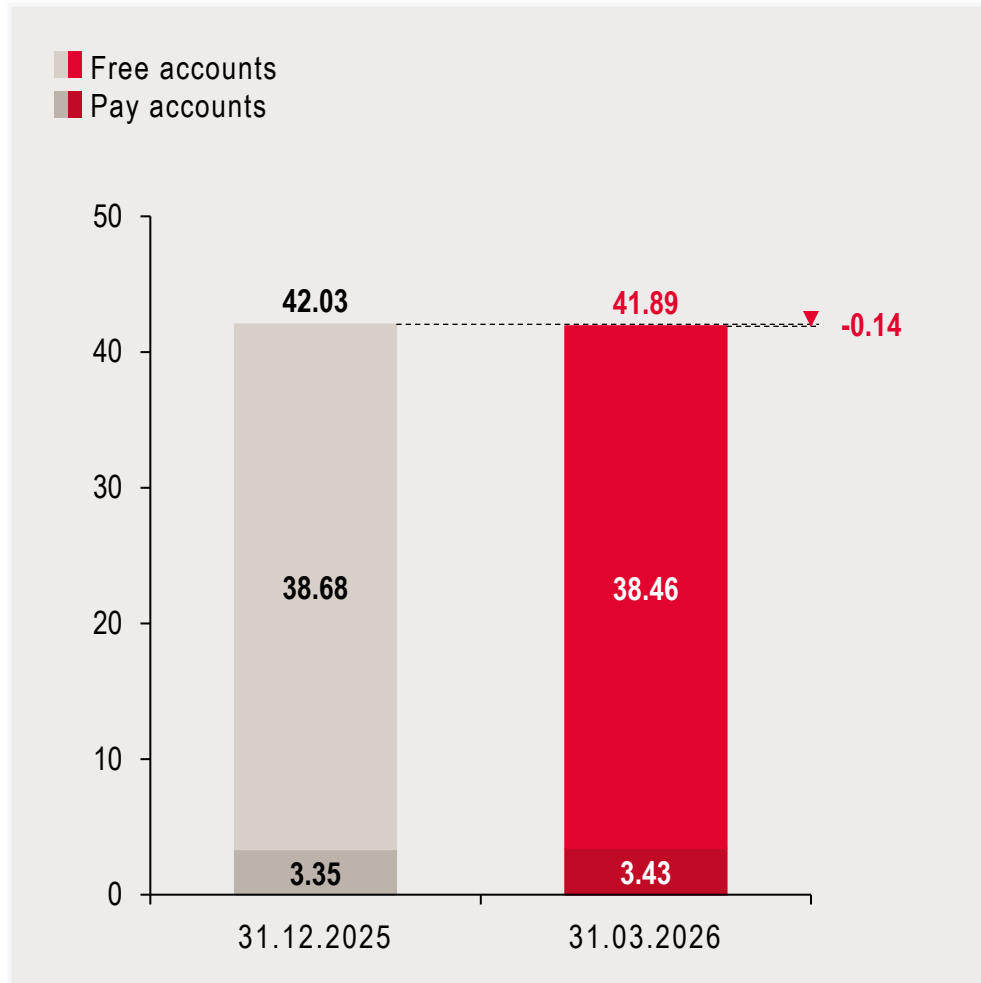
- + 5.5% EBITDA to € 112.2 million (+ 8.3% excl. FX effect)
- 32.2% EBITDA margin (prior year: 32.3%)

⁽¹⁾ Sedo carried in accordance with IFRS 5 as discontinued operation as of September 30, 2025; prior quarter adjusted

MAIL & MEDIA

MAIL & MEDIA: ACCOUNTS

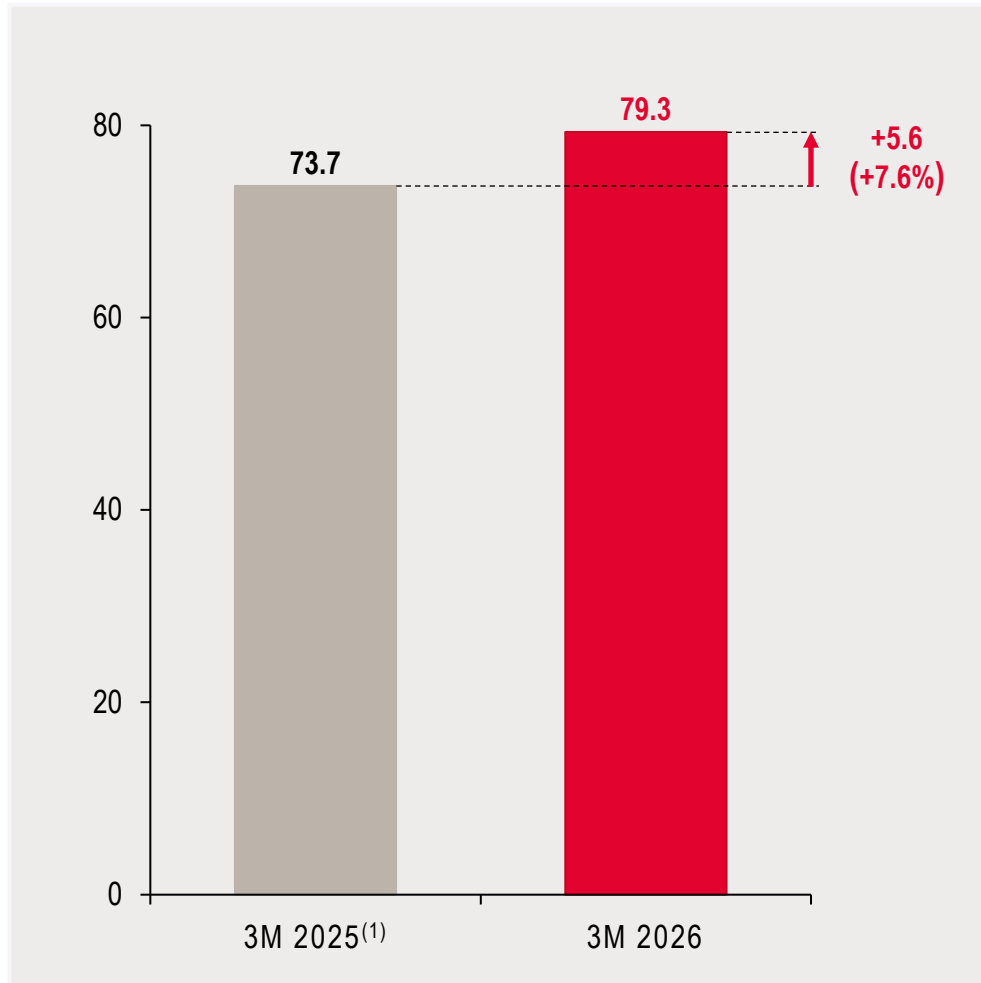
(in million)



- 41.89 million consumer accounts (- 140,000)
 - 38.46 million free accounts (- 220,000) in particular due to the ongoing conversion to pay accounts
 - 3.43 million pay accounts (+ 80,000)

MAIL & MEDIA: REVENUES

(acc. to IFRS in € million)

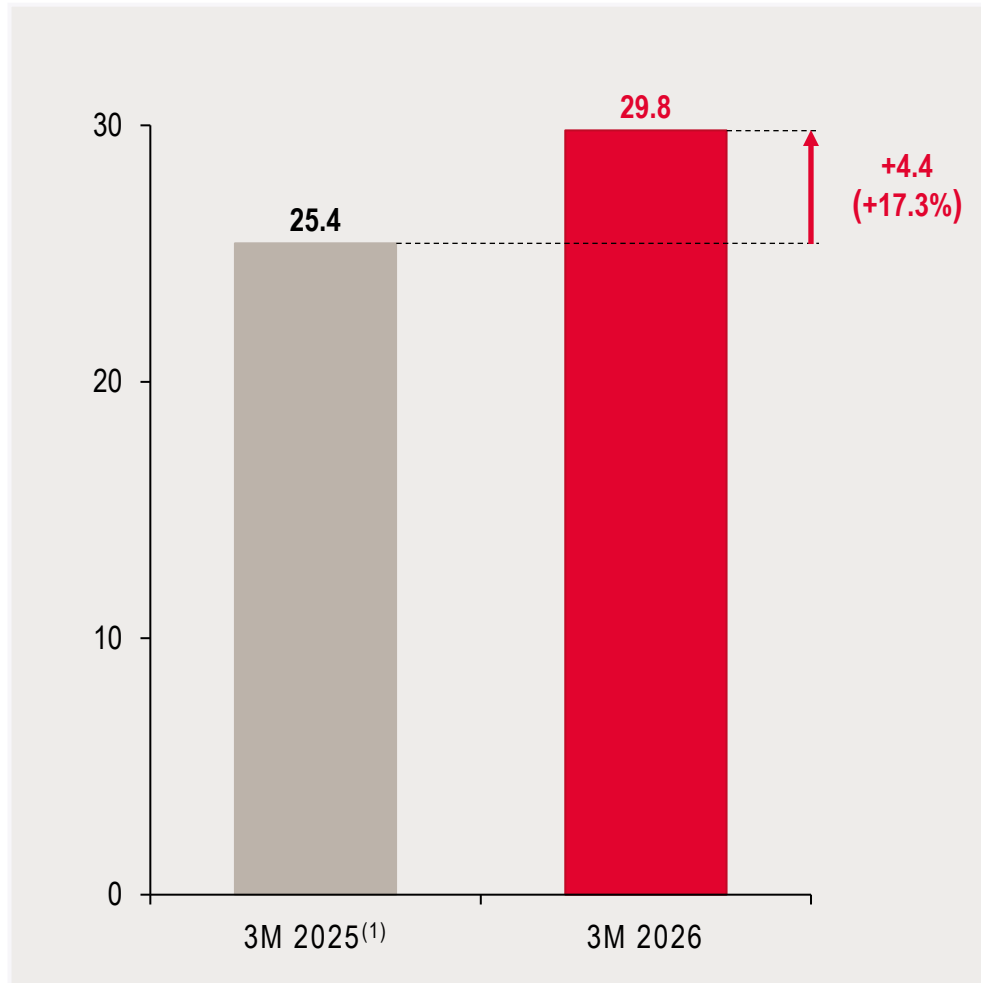


- + 7.6% revenues to € 79.3 million
 - Higher monetization of free accounts through online advertising
 - Strong growth in pay accounts

⁽¹⁾ w/o revenues contributions "Energy" (2025: € 5.9m)

MAIL & MEDIA: EBITDA

(acc. to IFRS in € million)



⁽¹⁾ w/o earnings contributions "Energy" (2025: EBITDA € + 0.2m)

- + 17.3% EBITDA to € 29.8 million
- 37.6% EBITDA margin (prior year: 34.5%)

ADDITIONAL FINANCIAL KPIs 3M 2026

(financial KPIs acc. to IFRS in € million)

	3M 2025	3M 2026	Change
Capex	122.0	117.5	- 3.7%
Free cash flow ⁽¹⁾	-165.8	3.7	-


	31.12.2025	31.03.2026	Change
Net bank liabilities	3,200.0	3,338.6	+ 4.3%
Equity ratio	43.6%	44.0%	+ 0.4 Ppt.

- Capex development in line with our expectation
- Significant free cash flow increase reflects the operational excellence
- Net bank liabilities reach peak ahead of planned repayment, still strong equity ratio

⁽¹⁾ Free cash flow is defined as cash flow from operating activities, less capital expenditures, plus payments from disposals of intangible assets and property, plant and equipment. Free cash flow including the repayment portion of lease liabilities that have been reported in cash flow from financing activities since FY 2019

GROUP: EBITDA / FREE CASH FLOW BRIDGE AS OF MARCH 31, 2026

(acc. to IFRS in € million)



⁽¹⁾ Reported; 2025 incl. Energy

⁽²⁾ Discontinued operation


OUTLOOK 2026

OUTLOOK 2026

We confirm our guidance

- Revenues: approx. € 6.25 billion (2025: € 6.104 billion)
- EBITDA: approx. € 1.45 billion (2025: € 1.282 billion)
- Cash-CAPEX: € 600 – 650 million (2025: € 730.8 million)

Q&A SESSION



UNITED INTERNET AG

Analyst and Investor

Webcast – 3M Results 2026

**Montabaur,
May 12, 2025**

